

CHAPTER V

DISCUSSION AND SUGGESTION

This chapter describes the discussion of the Revised Product and the Suggestion of Implementing the product.

A. Discussion of the Revised Product

Nowadays the development of Information and Technology (IT) especially for computer software is massively improve and continuous. The spread of that development almost reach in every aspect in daily life.

In other side, software computer also closely related to education. Many teaching and learning activity use computer software. For example typing, counting, browsing on internet, and so on. Thus, school in this modern era should adjust with these changes of development of information and technology in the teaching and learning process.

In the process of learning English, both students and teacher face the problems. They need some helps to make the English instructional activity become easier. There are some ways to achieve the instructional activity easily. Especially in Teaching Media usage.

This part discuss about the final product of the research and development and also the strength and the weakness of the product.

1. The Final Product

Based on the procedure of Research and Development. The product in this research was an English multimedia-based teaching media product for XI grade of senior high school. This teaching media is expected to create effective and easy use in English teaching learning. This product provides some menu to help students and teacher in using this media.

In addition, the discussion of the final product based on the criteria of teaching media evaluation, from the educational material criteria, this product can be used for individual learning because this media is simple and easy to use and the program free for copied. Beside that this media also can be used for small group, and classroom learning.

The next criteria is layout criteria that consists of color, text layout, graphic motion, animation/picture, video, menu command, and interactive design interface. This teaching media used combination of colors, shapes, and motion. So it made this media interesting and fun. The animation/picture in this media is aimed for help user understanding the topic. The researcher also provided video in this media for more comprehension. Meanwhile, the instruction in this media is easy to understand and the button can be used effectively.

The last criteria is technical quality criteria. This program of teaching media can be opened and used easily because this media use PowerPoint program,

so the computer that have Microsoft office program can operate this product. In addition

, this teaching media program cannot be edited easily by the user, because this program saved in the form of PPTX.

To start this product the user just insert the CD or using USB disk, open the folder and then click the media file. After that the user will go to the title page. The title page is the first page of this media before the user goes to the main menu. There is the title of this media and start button. To go to the main menu page click start button.

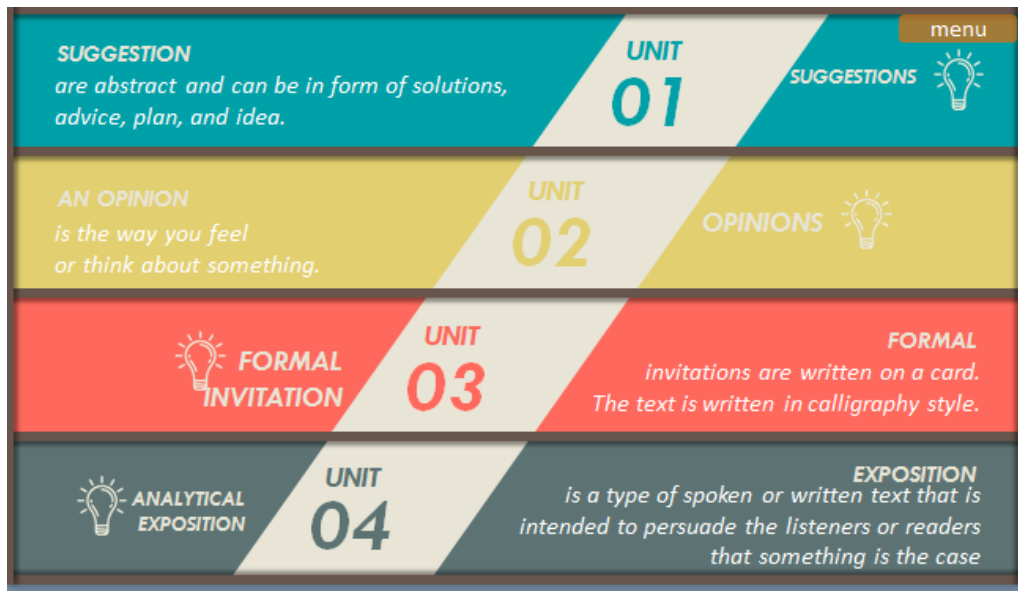


Picture 5.1. Title Page

The next page is Main menu page. It consists of the title of the media, main menu buttons and navigation buttons. The main menu buttons are unit activity list buttons, educational video button, and exercise button. In this page also provide the navigation buttons in the bottom right of the media, those are profile button, contact button, and close button. The display of the main menu page is like in the following picture.



Picture 5.2. Main Menu Page



Picture 5.3. Unit activity list

SUGGESTION

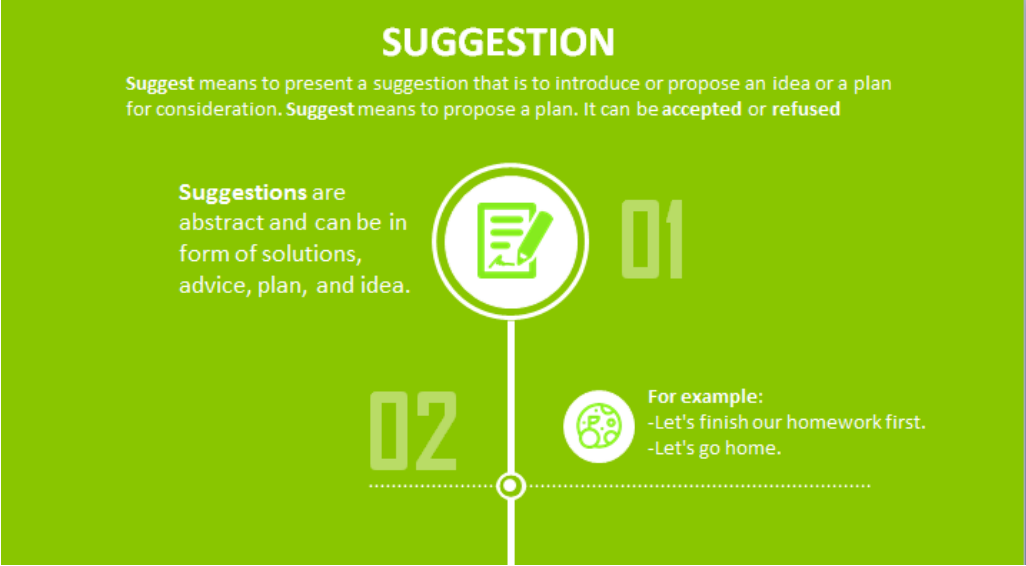
Suggest means to present a suggestion that is to introduce or propose an idea or a plan for consideration. **Suggest** means to propose a plan. It can be **accepted** or **refused**

Suggestions are abstract and can be in form of solutions, advice, plan, and idea.

01

02

For example:
-Let's finish our homework first.
-Let's go home.




Picture 5.4. Activity slide


Educational videos

● ● ● ● ●

Click the lamp!

| | | | |
|---|---|--|--|
| <p>unit 1</p> <p>suggest</p>  | <p>unit 2</p> <p>opinion</p>  | <p>unit 3</p> <p>invitation</p>  | <p>unit 4</p> <p>exposition</p>  |
|---|---|--|--|

menu



Picture 5.5. Educational videos menu page

The last button in the main menu is profile and exit button. The profile page contains the developer identity and information.



Picture 5.6. Profile page

2. The Strength and the Weakness of the Product

This English multimedia based teaching media created for XI graders. This media consist of the combination of material texts, animation/picture, shape motions and video audio. Then, the materials or the topics in this media were appropriate with the applied curriculum. This media also can be operated in the computers which use Operating System Windows 2007 until the recent system, and absolutely the users can use it offline.

Furthermore, the development of this media aimed to help both XI grade students and English teacher in the teaching learning process. Because this media can be operated individually by the students, so students can learn English at home and for the English teacher this media can be used to alternative media in convey the first semester materials easily.

In other side, because of the researcher limitation of time in developing this media, there is some error when develop this product, for example some link are missing and some button does not work properly because false action. But it can repair as fast as possible. In addition, this media file data is big, and need more space because contain of video audio, and also need third party video player application.

B. Suggestions of implementing the product

In this part, the researcher tries to give some suggestion in implementing the final product that has been developed.

1. The media still need more development, especially for animation and illustration that related to the topics. It aimed to improve the quality of the media.
2. Beside the animation and illustration, to make students ease in understanding the topics, it is better to add the grammatical formula list and factual info that related to the topics in the end of discussion of each topic, for increasing student's knowledge about what's happen in our education today especially in English language education.
3. This research just produce the media without investigate the effectiveness of the product toward students' achievement, so need the further research to know this product effectiveness.