

CHAPTER II

REVIEW OF RELATED THEORIES

In this chapter the researcher deals with literatures related to the research. As the major consideration in this research, Vocabulary is automatically explained, from its meaning, types of vocabulary and the technique of teaching vocabulary. Hello English application is also explained in this chapter. The explanation of Hello English includes its definition of application, the features and its advantages and disadvantages.

A. Vocabulary

1. The Definition of Vocabulary

The basics of teaching and learning English are concerned with the student's abilities to use four language skills. In using language skills, they need lots of vocabularies because they have an important role in language learning. Without having vocabulary, it is impossible to build communication using words. Vocabulary is list of words it means that all words can be identified into vocabulary.

There are many definitions of vocabulary that have been stated by researchers. According to Richards (2002:255), vocabulary is the core component of language proficiency and provides much of the basis for how well learners speak, listen, read, and write. Jackson and Amvela (2000:11) say that the terms of vocabulary, lexis, and lexicon are synonymous. Hornby (1995) defines vocabulary as "the total number of words in a language; vocabulary is a list of words with their meanings".

While Ur (1998) states: "Vocabulary can be defined, roughly, as words that we teach in foreign languages. In addition, Burns (1972) defines vocabulary as "the stock words used by someone, class or profession. According to Zimmerman quoted in Coady and Huckin (1998) - vocabulary is the center of language and is very important for typical language learning. According to Cameron (2001), vocabulary is not simply about learning words, but it is actually much more than that. According to Steven Stahl (2005), "Vocabulary knowledge is knowledge; the knowledge of a word not only implies a definition, but also implies how that word fits into the world". According to Nation (2008:105) that vocabulary is the total number of words you know in a particular language. In addition, Richards and Schmidt (2002: 580) state that vocabulary is a set of lexeme, including single words, compound words, and idioms.

From the definition above, it can be concluded that the vocabulary is the total number of words needed to communicate ideas and express the meaning of the speaker. Besides, vocabulary is also very important to be used in communicating in a foreign language. And also Vocabulary is the knowledge of words and word meanings. It is about the words in the language used to express meaning. A more subtle aspect of meaning that often needs to be taught is whether a particular item is the appropriate one to use in a certain context or not. Therefore, learning vocabulary is a crucial matter in developing their English. It is the reason why it's important to learn vocabulary. According to Nurhayati (2015) how the

meaning of one item relates to the meaning of others can also be useful in teaching. There are various such relationship, here some of them the main ones.

- a. Synonyms : item that mean the same, or nearly the same; for examples of bright, clever, smart, may serve as synonyms of intelligent.
- b. Antonyms : items that mean the opposite; rich is an antonym of poor.
- c. Translation : words or expression in the learner's mother tongue that are more or less equivalent meaning to the item being taught.

2. Kinds of Vocabulary

Haycraft, quoted by Hatch and Brown (1995), indicate two kinds of vocabulary, namely receptive vocabulary and productive vocabulary.

a. Receptive Vocabulary

Receptive vocabulary is words that learners recognize and understand when they are used in context, but which they cannot produce. It is vocabulary that learners recognize when they see or meet in reading text but do not use it in speaking and writing (Webb, 2009).

b. Productive Vocabulary

Productive vocabulary is the words that the learners understand and can pronounce correctly and use constructively in speaking and writing. It involves what is needed for receptive vocabulary plus the ability to speak or write at the appropriate time. Therefore, productive vocabulary can be addressed as an active process, because the learners can produce the words to express their thoughts to others (Webb, 2005).

3. Teaching Vocabulary

Teaching is a complex process. According to Kimble and Garmazy as quoted in Brown (1984), teaching is showing and helping someone to learn or to do something, such as giving Instruction, guiding in the study, providing with knowledge, causing to know or to do understand. Teaching is guiding and facilitating the learning and setting the condition of learning. Teachers should prepare themselves better in order to teach successfully.

Teaching vocabulary is a part of language teaching. According Harmer (1991) “teaching vocabulary is clearly more than just presenting new words. This may, of course have its place but there are other issues too.” It means that when a teacher teaches vocabulary to her students, she should know their characteristic so she can choose suitable techniques or method which makes the students enjoy and active in learning vocabulary mastery and their English ability in general.

Nurhayati (2008a) state that there are several reasons why students have difficulties in learning vocabulary. First, students were difficult to understand the meaning of vocabulary. Second, students were difficult to remember all of the vocabulary materials. The last, students were often confused about how to organize the vocabulary. The second problem was from the teacher. To overcome the problems, the teacher should be more creative in creating a vocabulary in order to make the teaching learning process fun, interesting and also easier. Teachers can first introduce things

they can see, feel, and play with touch and experience every day. In teaching vocabulary teacher can be used media like application in their gadget. So they not only use their gadget to play game but can used to study some vocabulary.

4. The Technique of Teaching Vocabulary

In general, there are several techniques regarding vocabulary teaching. According to (Takač, 2008) Techniques used by teachers depend on several factors, such as content, time availability, and its value for students. Following are some vocabulary teaching techniques as stated by Brewster, Ellis, and Girard (1992).

a. Using Application

Interesting media or application will be more able to attract the attention of students to learn vocabulary. Using learning media using vocabulary will be more fun and can make students comfortable. With student's interest in learning vocabulary will benefit students so students can memorize and always remember the vocabulary they have learned. One of the application can be used in teaching vocabulary is Hello English Application. In this application served many learning of English language.

b. Using Objects

Gains & Redman (1986) state that real objects technique is appropriately employed for beginners or young learners and when presenting concrete vocabulary. Objects can be used to show meanings

when the vocabulary consist of concrete nouns. Introducing a new word by showing the real object often helps learners to memorize the word through visualization. Objects in the classroom or things brought to the classroom can be used.

c. Drawing

Objects can either be drawn on the blackboard or drawn on flash cards. The latter can be used again and again in different contexts if they are made with cards and covered in plastic. They can help young learners easily understand and realize the main points that they have learned in the classroom.

d. Using Illustrations and Pictures

Pictures connect students' prior knowledge to a new story, and in the process, help them learn new words. There are plenty of vocabularies that can be introduced by using illustrations or pictures. They are excellent means of making the meaning of unknown words clear. They should be used as often as possible. The list of pictures includes: posters, flashcards, wall charts, magazine pictures, board drawings, stick figures and photographs. Pictures for vocabulary teaching come from many sources. Apart from those drawn by the teacher or students, they are sets of colorful pictures intended for schools. Pictures cut out of newspapers and magazines are very useful as well. Nowadays many readers, vocabulary books and course books

contain a vast number of attractive pictures that present the meaning of basic words.

e. Guessing from Context

Guessing from context as a way of dealing with foreign vocabulary in unedited Selection has been widely recommended by L1 and L2 reading specialists. Nation and Cody (1988) claim that there are two types of context. The first type is context in the text, which includes morphological, semantic and syntactic information in Indonesian particular text, while the second is a general context, or non-textual context, is background knowledge the reader has about the subject being read. These other words can be found at sentences containing unknown words or other sentences outside the sentence unknown item.

Learning from context does not only include learning from the broad reading, but also learning from taking part in conversation, and learning from listening story, film, television or radio (Nation, 2001). To activate guesses in writing or spoken text, there must be four elements available: reader, text, unknown words, and instructions in the text including knowledge about guessing.

B. Hello English Application

1. Definition of Hello English

In teaching and improve student's need of vocabulary, teachers have to motivate the students with some instructional media and make the students learn more. The teacher should use the suitable and also

interesting media to help students improve their vocabulary understanding. One of instructional media that can use is Hello English application. It can make students feel fun when they learn English vocabulary. Furthermore, this game also can make students memorize new vocabulary easy because they are able to apply it directly in spoken or written form. Megawati & Sultana, 2016:662 stated that the young learner's action on playing their gadgets is meaningful for their language learning exposure.

The Hello English is an application launched in October 2014, the Hello English application is Asia's most downloaded and world's third most rated educational application on Google Play Store (as of January 2017). This application is an application to learn to speak in English, understand Grammar, and add Vocabulary. Hello English is designed for students with many native languages such as Indonesian, Thai, Arabic, Malay, Urdu, Tamil, Canadian, Chinese, Turkish, etc. Hello English application is an interactive, personalized, and contextual English learning applications designed specifically for English as second language learners. "It makes learning seamless & saves data expenses for users as a majority of the app's feature work offline" (Patna N. 2017)

In this application there is a coin system that makes it fun. This coin is used to unlock a course that is not yet open. These coins are obtained in various ways, such as completing lessons, practice conversations, reading articles, playing games, watching videos, listening to audios, and reading books. So, this application is so fun in teaching and learning process in

English language. In other words, the use of educational application from Android can improved the students' English competence in learning English vocabulary. Moreover, the up date research of using interesting media to inspire in reading comprehension conducted by Nurhayati (2014b).

2. Hello English and the features

This is explanation what is Hello English and the features that be used in this research, explained for each figure in this application and how to use it. In each feature will be explained clearly so user will be easy to use this application.

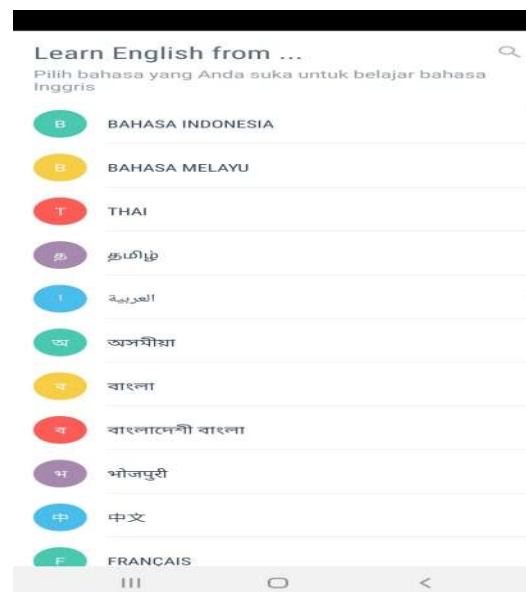


Figure 2.1 Hello English's Register

Figure 2.1 is the first step to register for the Hello English application. This application can be downloaded in the Play store, and users will be addressed about the choice of language of instruction that will be used to

learn English. This application can be used online or offline. It's very simple and easy to install this application.

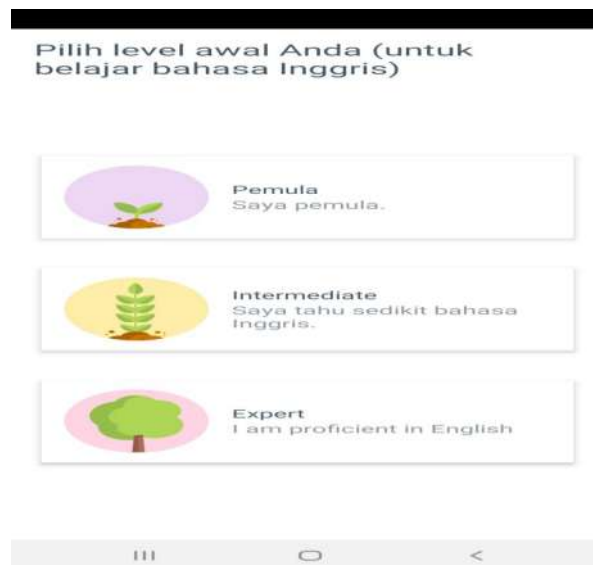


Figure 2.2 Hello English levels

Figure 2.2 is about the level you want to use to start this application after registered users. The form is a kind of questionnaire. Users simply click on the course what they want to learn. As can be seen, Hello English Application has three categories: beginner (really just learning English), intermediate (already know a little about English), and Export (already an expert in English).



Figure 2.3 Hello English choices

Figure 2.3 shows choice that we need to learn English, that is for exams or for better work or others. Like questioner you must choose the reason why you want to learn English. So this application will fulfill that you want and need to learn in English and can fill your necessary.

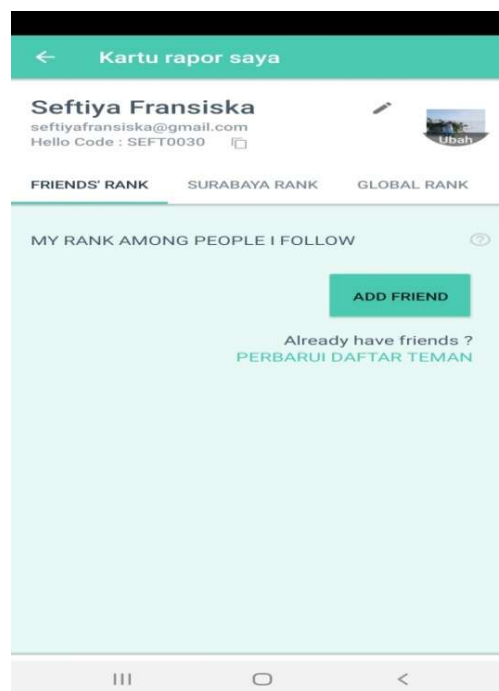


Figure 2.4 Hello English Board Range

Figure 2.4 is the Hello English board range. Students find progress in learning vocabulary or other. Students can also add other users for example her friends of Hello English and determine the point number they get at each time. That way they will be very competitive to get more scores from other users. That will further motivate students to learn languages, especially to memorize vocabulary.



Figure 2.5 Hello English' lessons

Figure 2.5 is the lesson column, here is divided into 19 phases for a total of 450 lessons. Start from easy lessons to difficult ones. In each exercise divided into 3 methods, there are practice exercises to arrange words and speaking exercises with virtual opponents.

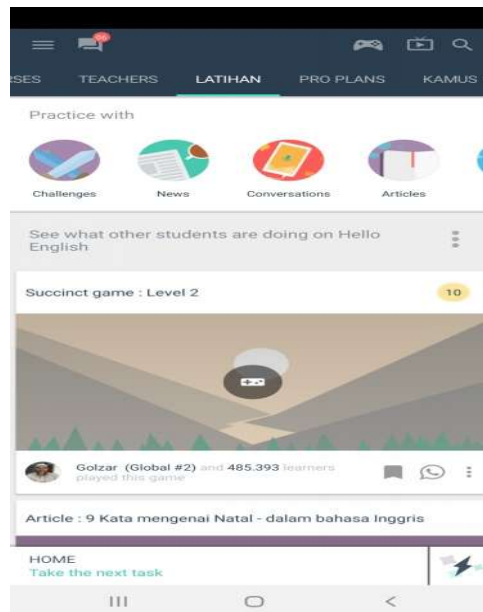


Figure 2.6 Hello English Training

Figure 2.6 is training in Hello English. Here we can practice with a number of practices, one of which is a conversation that will train your speaking. There are games that will teach various types of vocabulary, and other practices.

 The screenshot shows a screen titled 'Kata Riotti Orang' (Person Pronouns). It contains a table with three columns: English pronoun type, English pronoun, and Indonesian pronoun. At the bottom, there is a green button labeled 'LANJUTKAN' (Continue) and a back arrow.

Kata Riotti Orang		
1st person (singular)	I	Saya
1st person (plural)	We	Kami
2nd person (singular)	You	Anda
2nd person (plural)	You	Kalian
3rd person (singular)	He	Dia (laki-laki)
3rd person (singular)	She	Dia (perempuan)
3rd person (singular)	It	Ini/Itu (bukan manusia)
3rd person (plural)	They	Mereka

Figure 2.7 Hello English's Explanation

Figure 2.7 is explanation when entering into the lesson. So each time you enter a lesson, you will be given an explanation of the material before entering into the exercise questions. The explanation is very clear so will make you easy to understand and do the next exercise.

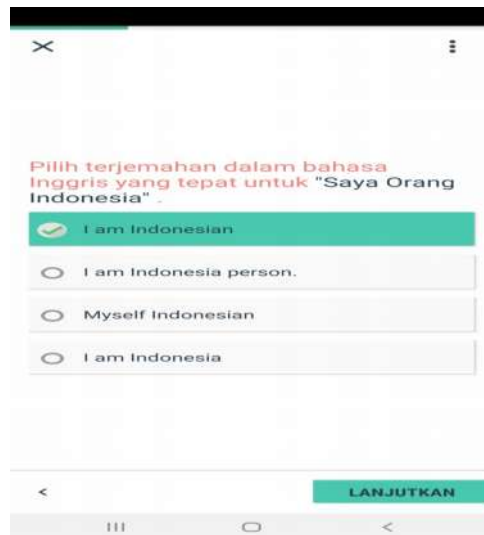


Figure 2.8 Hello English's Exercise

Figure 2.8 is a sample exercise from the lesson that was opened. When the answer is correct it will be blue and get a coin if the answer is wrong it will be red but will be given an explanation as well and told what to answer. And what's the use of coins? The coin is useful for opening further lessons that are still locked. If you don't know the answer, you can skip to the next question.

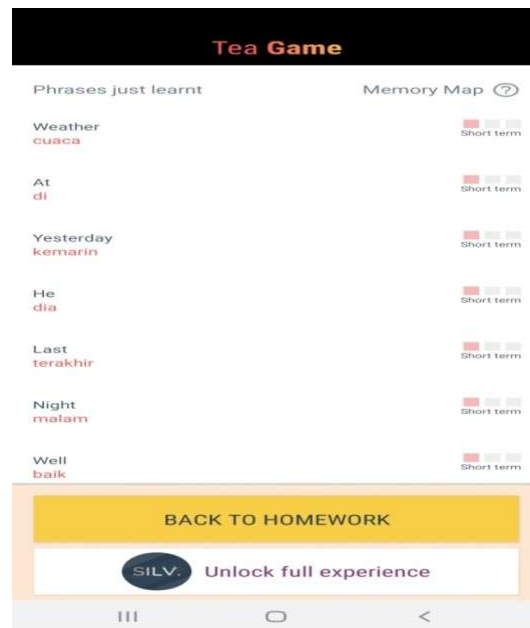


Figure 2.9 Hello English Vocabularies

Figure 2.9 are some of the vocabularies that will be obtained after learning a lesson that has previously been learned. So it will be easier to help find out new vocabulary.

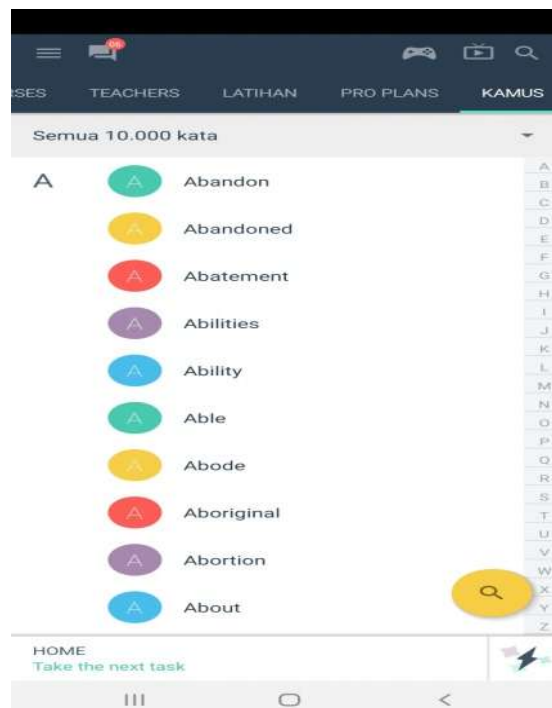


Figure 2.10 Hello English Dictionaries

Figure 2.10 in Hello English there is also a dictionary feature here, users can learn unknown words. There is many words can be learned.

3. The Advantages and Disadvantages of Hello English

According to Culture Alley (2014), there are many the advantages and disadvantages of using Hello English.

➤ Advantages

1. This application is completely free and we can download it without pay any charges.
2. This application contains more than 250 lessons which help us to learn English with fun.
3. There are some games for reading, writing and listening as well speaking which give us easy way for learns.
4. We can chat with teachers or other friends for clear our doubt and get solutions of our problems in this application.
5. This application have inbuilt dictionary for English word which help us to learn more words and spellings.
6. There news available in English and we can learn English using this news with new words and vocabulary.
7. This is level based application and we can learn with clear levels, it help us to give more confidence for learn English.

➤ Disadvantages

1. We need to purchase coins for unlock some courses available in it
2. We need to purchase premium to unlock some course that locked.

C. Previous Study

The previous research was conducted by Sandy Juanita from the Department of English Education Muhammadiyah University of Surakarta in 2019. The title of the research is "The Implementation of Hello English Application as English Learning Media to Teach Speaking Skill in Tourism major at the Tenth grade Students at SMK Nigeria 1 Karanganyar". The researcher observes several theories and reads a number of books as references and information that relevant to the topics discussed. The author conducted research at SMK Nigeria 1 Karanganyar. The results of the study have revealed that the Hello English application is an excellent technique to motivate students and to increase their involvement in the speaking learning process.

Other previous research was conducted by Nina Puspitaloka, Uswatun Hashanah Indah Rahmawati from University Singaperbangsa Karawang. The title is English Vocabularies Enrichment Through "Hello English" Android Based Educational Game for Young Learners Classroom. The researcher observes several theories and information relevant to the topic discussed. The author conducted research to young learners. The results of the study revealed that the Hello English application is an excellent technique to motivate students and to increase their vocabulary.

In addition other previous research was conducted by Satriani, Baso Jabu, Kisman Salija from the University of Makasar, Indonesia. The title is The Implementation of Hello English Application in Teaching Vocabulary.

The results of the study revealed that Hello English application is effective in teaching vocabulary process by students because easy in presenting material and easy in understanding.

The difference in the previous research mentioned above with this research is that the previous research used a different role. In the research Sandy Juanita focus on the speaking skill. Nina Puspitaloka, Uswatun Hashanah Indah Rahmawati focus in vocabularies enrichment for young learners, and Satriani, Baso Jabu, Kisman Saliya same focus in teaching vocabulary. Whereas this study uses the application and focus on teaching students vocabulary by using the Hello English application in the tenth grade of SMAN 1 Durenan.