

The background of the page is a vibrant, stylized illustration of a tropical jungle. It features a toucan with a large, colorful beak at the top, a monkey hanging from a vine on the right, and a parrot perched on a branch at the bottom right. The scene is filled with various types of leaves and plants in shades of green, yellow, and blue, creating a lush and colorful environment.

APPENDIXES

APPENDIXES 1

Beberapa Cara Membuka Kelas

Ada beberapa cara yang bisa digunakan Guru dalam membuka kelas, seperti:

- a. Memberikan salam seperti: *“Good morning everybody!”*, *“Good morning Mam”*. *“How are you today?”*, *“I am fine, thank you, and you?”*, *“I am fine too”*.
- b. Menyanyikan lagu *hello how are you* atau lagu bahasa Inggris lainnya.
- c. Anak – anak masuk kelas satu persatu dengan diberi satu *flashcard* atau gambar dari pelajaran minggu lalu, missal *fruit*. Anak menuju ke tempat/bangkunya masing masing kemudian guru memberikan salam atau sapaan seperti *“Good morning, how are you”* dst. Setelah itu guru bertanya *“who has the apple?”* anak yang membawa *flashcard* atau gambar apel mengangkat tangannya dan menunjukkan *flashcard* ditangannya, kemudian menyerahkan ke Guru. Guru mengatakan *“yes, this is an apple”*.

APPENDIXES 2

Lirik lagu dan artinya

UNIT 1

Hello how are you

Hello, hello, how are you?	Halo, halo, bagaimana kabarmu?
Hello, hello, how are you?	Halo, halo, bagaimana kabarmu?
Hello, hello, how are you?	Halo, halo, bagaimana kabarmu?
How are you today?	Bagaimana kabarmu hari ini?
I am fine, I am great	Aku baik baik saja
I am fine, I am just great	Aku baik baik saja
I am fine, I am great	Aku baik baik saja
I am very well today!	Aku sangat baik baik saja hari ini
Hello, hello, how are you?	Halo, halo, bagaimana kabarmu?
Hello, hello, how are you?	Halo, halo, bagaimana kabarmu?
Hello, hello, how are you?	Halo, halo, bagaimana kabarmu?
How are you today?	Bagaimana kabarmu hari ini?
I am hungry, I am tired	Aku lapar, aku lelah

I am hungry, I am tired	Aku lapar, aku lelah
I am hungry, I am tired	Aku lapar, aku lelah
I am not so good today	Aku tidak baik baik saja hari ini
Hello, hello, how are you?	Halo, halo, bagaimana kabarmu?
Hello, hello, how are you?	Halo, halo, bagaimana kabarmu?
Hello, hello, how are you?	Halo, halo, bagaimana kabarmu?
I am very well today!	Aku sangat baik baik saja hari ini!

What's your name?

Hello, hello what's your name	Halo, halo siapa namamu
Hello, hello what's your name	Halo, halo siapa namamu
My name is (nama anak A)	Namaku adalah....
My name is (nama anak B)	Namaku adalah....
Nice to meet you!	Senang bertemu denganmu!

Head, shoulders, knee, and toes

Head, shoulders, knees and toes, Knees and toes	Kepala, pundak, lutut, dan jari kaki, Lutut dan jari kaki
---	--

Head, shoulders, knees and toes,	Kepala, pundak, lutut, dan jari kaki,
Knees and toes	Lutut dan jari kaki
And eyes, and ears, and	Dan mata, dan telinga, dan mulut,
mouth, and nose	dan hidung
Head, shoulders, knees and	Kepala, pundak, lutut, dan jari kaki,
toes,	Lutut dan jari kaki
Knees and toes	
	Lompat lompat lompat, ayo semua
Jump jump jump, let's all	lompat!
jump	Lompat lompat lompat, buat otot
Jump jump jump, make your	kalian memompa
muscle pump.	

UNIT 2

Our family

Father, Mother, Brother,	Ayah, Ibu, Saudara laki laki, Saudara
Sister	perempuan
Grand Father and Grand	Kakek dan Nenek juga
Mother too	Kita semua tinggal dan membantu
	satu sama lain

<p>We all live and help one another</p> <p>As all loving families do</p> <p><i>(sing with me!)</i></p> <p>Father, Mother, Brother, Sister</p> <p>Grand Father and Grand Mother too</p> <p>We all live and help one another</p> <p>As all loving families do</p>	<p>Seperti yang dilakukan semua keluarga yang penuh kasih</p> <p>(bernyanyi denganku!)</p> <p>Ayah, Ibu, Saudara laki laki, Saudara perempuan</p> <p>Kakek dan Nenek juga</p> <p>Kita semua tinggal dan membantu satu sama lain</p> <p>Seperti yang dilakukan semua keluarga yang penuh kasih</p>
---	---

Shape Song

<p>Square, circle, triangle, rectangle</p> <p>Square, circle, triangle, rectangle</p> <p>Star, oval and trapezoid</p>	<p>Persegi, lingkaran, segitiga, persegi panjang</p> <p>Persegi, lingkaran, segitiga, persegi panjang</p> <p>Bintang, oval dan trapezium</p> <p>Persegi, lingkaran, segitiga, persegi panjang</p>
---	---

Square, circle, triangle, rectangle	Persegi, lingkaran, segitiga, persegi panjang
Square, circle, triangle, rectangle	Persegi, lingkaran, segitiga, persegi panjang
Square, circle, triangle, rectangle	Bintang, oval dan trapezium
Star, oval and trapezoid	Persegi, lingkaran, segitiga, persegi panjang
Square, circle, triangle, rectangle	

UNIT 3

School things song

This is my table, this is my chair	Ini mejaku. Ini kursiku
This is my bag, that I take everywhere	Ini tasku, ku bawa kemanapun Duduk, berdiri, satu, dua, tiga
Sit down, stand up, one, two, three.	Sekolah sekolah sekolah, untukmu dan aku
School school school, for you and me.	Ini pensilku, ini penaku Ku gunakan benda sekolah ku lagi dan lagi

<p>This is my pencil, this is my pen</p> <p>I use my school thing again and again</p> <p>Sit down, stand up, one, two, three</p> <p>School school school, for you and me</p> <p>This the window, this is a door</p> <p>This is the ceiling, this is the floor</p> <p>Sit down, stand up, one, two, three</p>	<p>Duduk, berdiri, satu, dua, tiga</p> <p>Sekolah sekolah sekolah, untukmu dan aku</p> <p>Ini jendela, ini pintu</p> <p>Ini plafon, ini lantai</p> <p>Duduk, berdiri, satu, dua, tiga</p>
--	---

Daily routines song

<p>I get up, in the morning</p> <p>I get up, in the morning</p> <p>I get up, in the morning, stretch, stretch, stretch</p> <p>I have breakfast, in the morning</p> <p>I have breakfast, in the morning</p> <p>I have breakfast, in the morning, yum, yum, yum</p>	<p>Aku bangun di pagi hari</p> <p>Aku bangun di pagi hari</p> <p>Aku bangun di pagi hari, stretch, stretch, stretch</p> <p>Saya sarapan di pagi hari</p> <p>Saya sarapan di pagi hari</p> <p>Saya sarapan di pagi hari, yum,yum, yum</p>
---	--

I have a shower, in the morning	
I have a shower, in the morning	Aku mandi di pagi hari
I have a shower, in the morning, splash, splash, splash	Aku mandi di pagi hari Aku mandi di pagi hari, splash, splash, splash
I brush my teeth, in the morning	Aku gosok gigi di pagi hari
I brush my teeth, in the morning	Aku gosok gigi di pagi hari
I brush my teeth, in the morning, brush, brush, brush	Aku gosok gigi di pagi hari, brush, brush, brush
I get dressed, in the morning	Saya berpakaian di pagi hari
I get dressed, in the morning	Saya berpakaian di pagi hari
I get dressed, in the morning, zip, zip, zip	Saya berpakaian di pagi hari, zip, zip, zip
I go to school, in the morning	
I go to school, in the morning	
I go to school, in the morning, go, go, go	Aku pergi ke sekolah di pagi hari Aku pergi ke sekolah di pagi hari Aku pergi ke sekolah di pagi hari, go, go, go

UNIT 4

Old MacDonald had a farm

Old MacDonald had a farm E-I-E-I-O And on his farm he had some chicks E-I-E-I-O With a chick chick here and a chick chick there, Here a chick, there a chick, everywhere a chick chick Old MacDonald had a farm E-I-E-I-O Old MacDonald had a farm E-I-E-I-O And on his farm he had some ducks E-I-E-I-O With a quack quack quack here And a quack quack quack there Here a quack, there a quack, everywhere a quack quack Old MacDonald had a farm	MacDonald tua mempunyai sebuah peternakan, i-a-i-a-o Dan di peternakannya dia mempunyai beberapa anak ayam, i- a-i-a-o Dengan piyek piyek di sini piyek piyek di sana Di sini piyek piyek di sana piyek piyek di mana mana piyek piyek MacDonald tua mempunyai sebuah peternakan, i-a-i-a-o MacDonald tua mempunyai sebuah peternakan, i-a-i-a-o Dan di peternakannya dia mempunyai beberapa ekor bebek, i- a-i-a-o Dengan wek wek di sini wek wek di sana
---	---

E-I-E-I-O	Di sini wek wek di sana wek wek di mana mana wek wek
Old MacDonald had a farm	MacDonald tua mempunyai sebuah
E-I-E-I-O	peternakan, i-a-i-a-o
And on his farm he had some cats	
E-I-E-I-O	MacDonald tua mempunyai sebuah
With a meow meow here	peternakan, i-a-i-a-o
and a meow meow there	Dan di peternakannya dia
Here a meow, there a meow, everywhere a meow meow	mempunyai beberapa ekor kucing, i- a-i-a-o
Old MacDonald had a farm	Dengan meong meong di meong
E-I-E-I-O	meong di sana
	Di sini meong meong di sana meong meong di mana mana meong meong
	MacDonald tua mempunyai sebuah peternakan, i-a-i-a-o

Animal Song

Let's sing together about animal	Ayo bernyanyi bersama tentang
Let's sing together about animal	hewan
Cat kucing, lion singa	Ayo bernyanyi bersama tentang
Bird burung, giraffe jerapah	hewan
Monkey monyet, chicken ayam	Cat kucing, lion singa
	Bird burung, giraffe jerapah
	Monkey monyet, chicken ayam

UNIT 5

Watermelon, papaya

Watermelon, watermelon, papaya, papaya	Semangka, semangka, papaya, papaya
Banana, banana, banana, banana	Pisang, pisang, pisang, pisang
Tomato, tomato	Tomat, tomat
Aku suka makan buah	Aku suka makan buah
Yang lezat, yang lezat	Yang lezat, yang lezat
Ayo kita makan, supaya kita sehat	Ayo kita makan, supaya kita sehat
Let's eat fruit, let's eat fruit.	Ayo makan buah, ayo makan buah.

Finger family song- hello vegetable

Hello Lettuce, hello lettuce	Halo selada, halo selada
Where are you	Dimana kamu
Here I am, here I am	Aku disini, aku disini
How do you do?	Apa kabar
Hello Tomato, hello tomato	Halo tomat, halo tomat
Where are you	Dimana kamu
Here I am, here I am	Aku disini, aku disini
How do you do?	Apa kabar
Hello corn, hello corn	Halo jagung, halo jagung
Where are you	Dimana kamu
Here I am, here I am	Aku disini, aku disini
How do you do?	Apa kabar
Hello carrot, hello carrot	Halo wortel, halo wortel
Where are you	Dimana kamu
Here I am, here I am	Aku disini, aku disini
How do you do?	Apa kabar
Hello Broccoli, hello broccoli	Halo brokoli, halo brokoli
Where are you	Dimana kamu
Here I am, here I am	Aku disini, aku disini
How do you do?	Apa kabar

APPENDIXES 3

Materi dan Lembar Aktivitas

UNIT 1

Flash Card

Body Part's

Gunting perbagian/ gambar dan tempel pada kardus atau papan.






teeth



tongue



nose



neck



shoulders



stomach




HAND



wrist



arm



elbow



finger



FOOT



knee



ankle



toes


GLOSSARY:

1. Head : Kepala	12. Wrist : Pergelangan Tangan
2. Hair : Rambut	13. Arm : Lengan
3. Ear : Telinga	14. Elbow : Siku
4. Eye : Mata	15. Fingers: Jari tangan
5. Teeth : Gigi	16. Foot: Kaki
6. Tongue : Lidah	17. Knee: Lutut
7. Nose : Hidung	18. Ankle: Pergelangan Kaki
8. Neck : Leher	19. Toes: Jari Kaki
9. Shoulders : Bahu	
10. Stomach : Perut	
11. Hand : Tangan	

UNIT 2

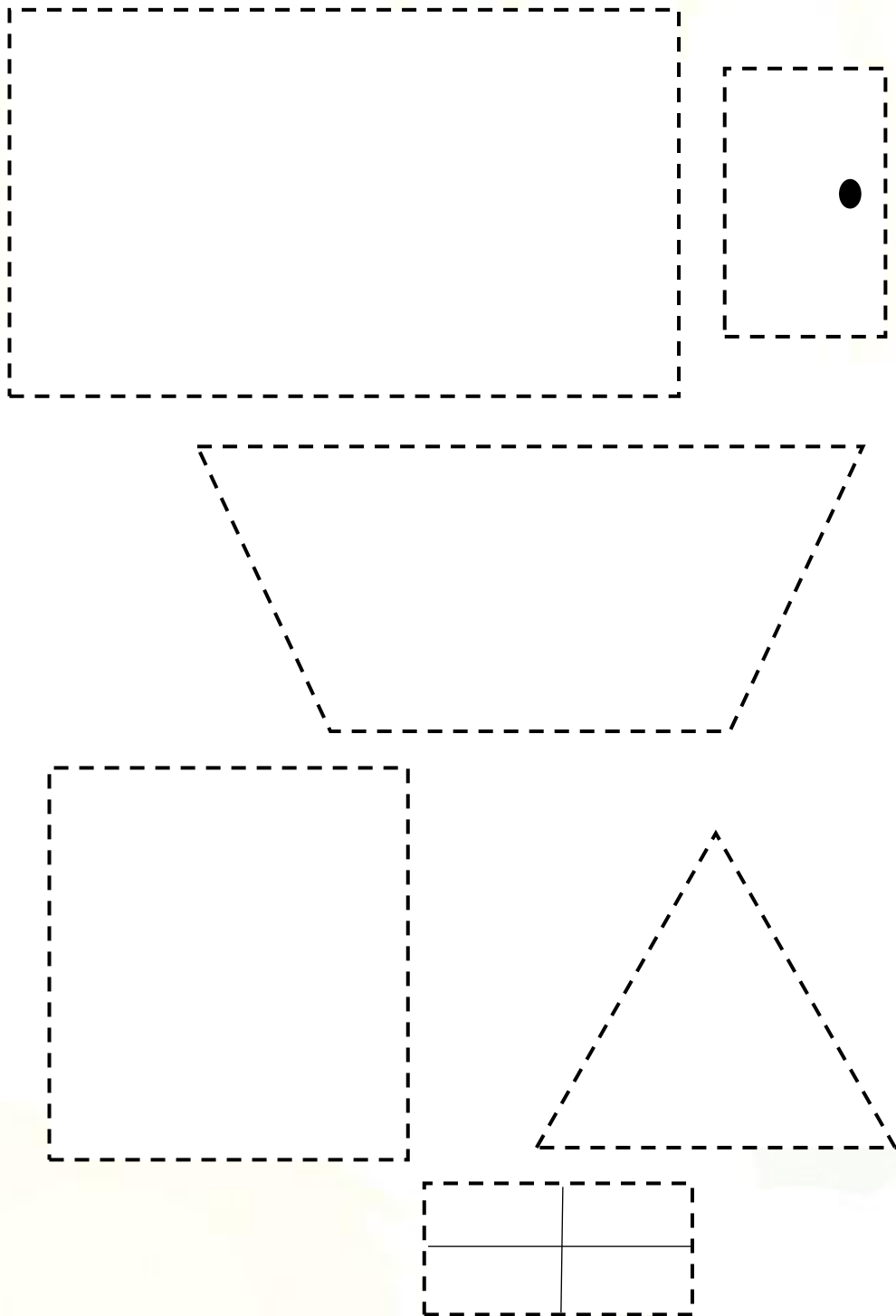
Family Tree

(an example is in the material)



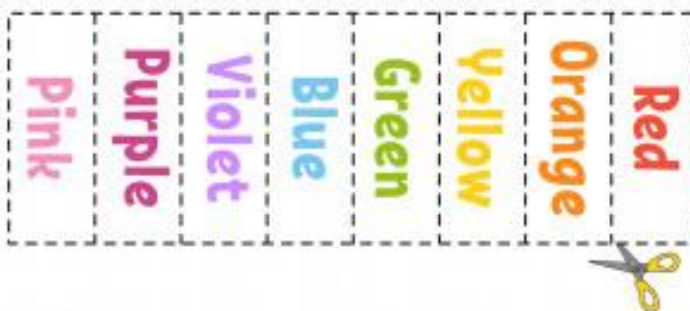

Lembar Aktivitas 1

Potong bangun dibawah ini dan bentuklah menjadi sebuah rumah. Setelah itu beri warna.



Lembar Aktivitas 2

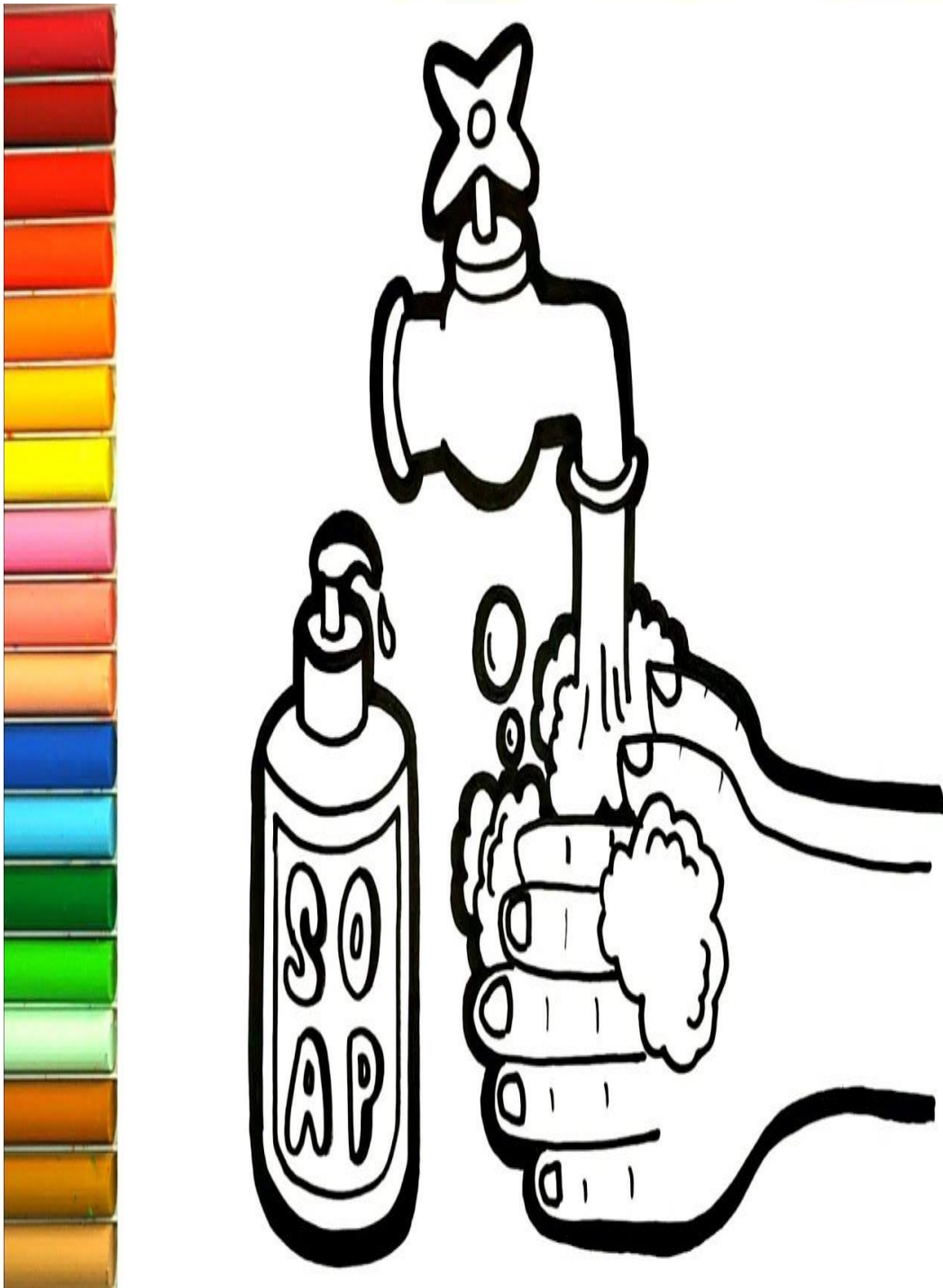
Potong dan tempel sesuai warna



Learning color for kids

Tambahan Aktivitas Siswa 3

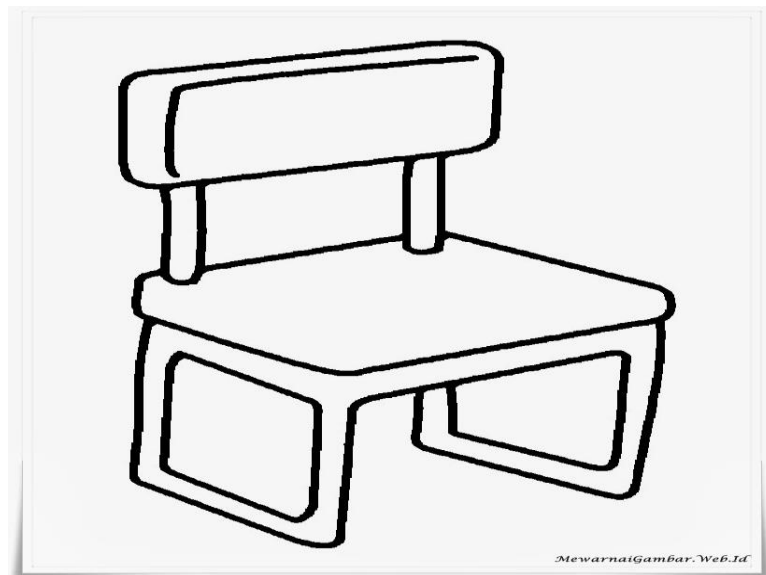
Let's Coloring!



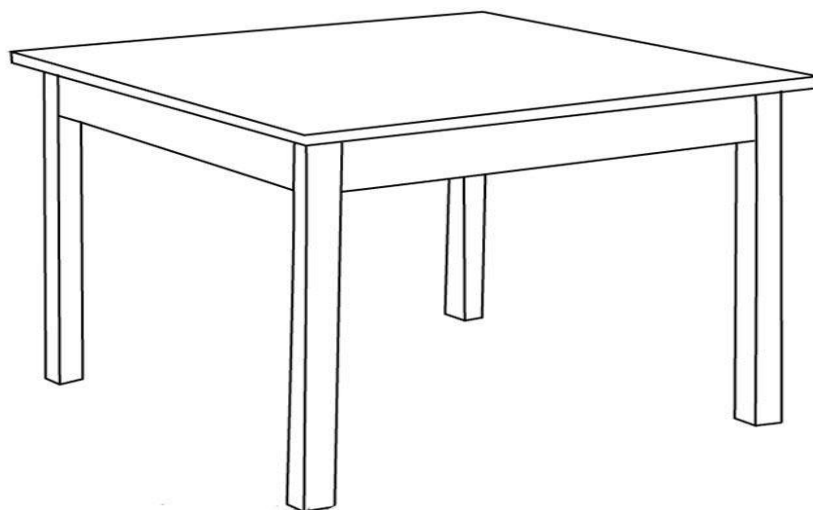
UNIT 3

Lembar Aktivitas Siswa 1

Tebali titik titik dibawah ini dan beri warna sesuai kreatifitas!



Chair



Table

Flash Card
Daily Routines








GLOSSARY

1. Get up : Bangun tidur
2. Take a bath : Mandi
3. Breakfast : Sarapan pagi
4. Go to school : Pergi ke sekolah
5. Playing : Bermain
6. Watching Tv : Menonton Tv
7. Sleep : Tidur

Lembar Aktivitas Mewarna

Let's Coloring!




Unit 4

ANIMAL FLASHCARD

(gunting flashcard sesuai garis)






HORSE




BIRD



TIGER

Lembar Aktivitas 3

Tarik garis pada titik titik yang sudah ada menjadi sebuah bentuk hewan.
Beri warna sesuai kreativitas!



CAT


Unit 8

Lembar Aktivitas 1

Tebali titik titik dibawah ini sehingga menjadi sebuah kata.

1. *B a n a n a*
2. *W a t e r m e l o n*
3. *O r a n g e*
4. *G r a p e*
5. *S t r a w b e r r y*
6. *P e a r*
7. *A p p l e*
8. *P i n e a p p l e*
9. *D r a g o n f r u i t*
10. *M e l o n*

Lembar aktivitas kolase



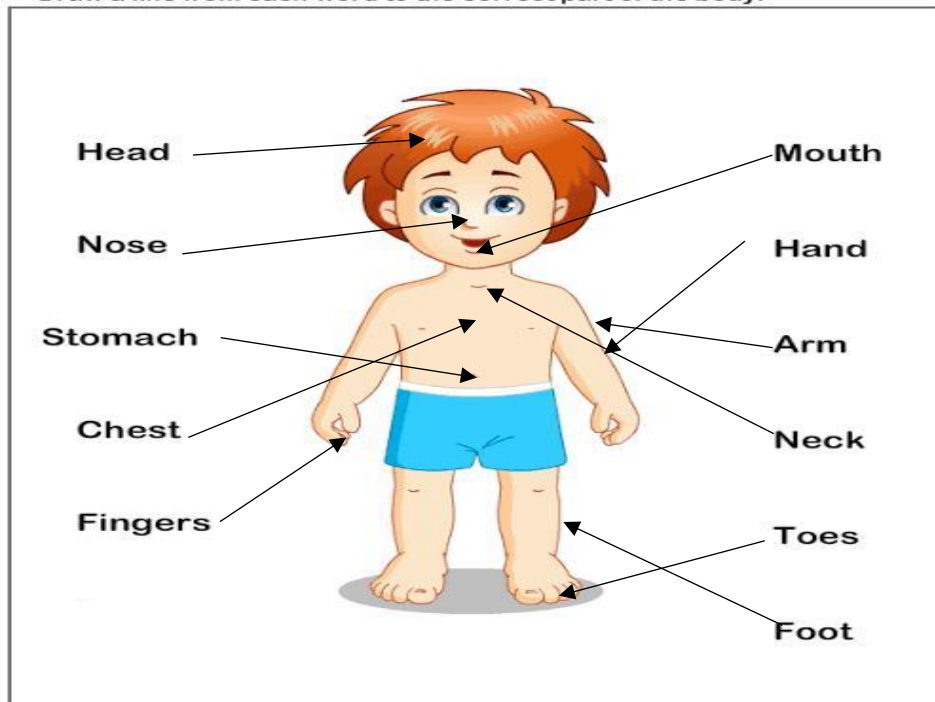
- ✓ Siapkan ampas kelapa yang sudah dikeringkan. Lalu bagi dua dan berikan warna (orange dan hijau).
- ✓ Berikan lem pada permukaan kertas/ gambar wortel lalu taburkan ampas kelapa pada bagian yang telah diolesi lem sesuai bentuk dan warna.
- ✓ Keringkan dibawah sinar matahari

APPENDIXES 4
ANSWER KEY
(Kunci Jawaban)

UNIT 1


Body Parts

Draw a line from each word to the correct part of the body.




UNIT 2

Lembar Aktivitas 1



Learning color for kids



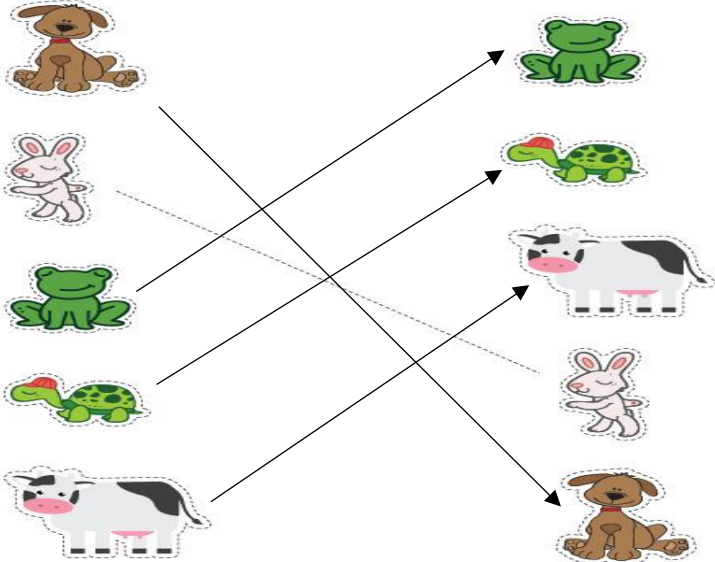
UNIT 4

Lembar Aktivitas 1

Flintobox™

Animal Twins

Connect the animals on the left to the matching animals on the right by drawing a line.




The diagram shows two columns of animal illustrations. The left column contains a brown dog, a white rabbit, a green frog, a green turtle, and a black and white cow. The right column contains a green frog, a green turtle, a black and white cow, a white rabbit, and a brown dog. Solid black arrows connect the animals between the two columns: from the top dog to the bottom dog, from the top cow to the middle cow, from the top frog to the top frog, from the top rabbit to the bottom rabbit, and from the top turtle to the middle turtle. Dashed lines also connect the top dog to the top frog, the top cow to the top rabbit, and the top rabbit to the top dog.

How this helps: Your child is introduced to domestic animals that he/she sees on a day-to-day basis. The activity will also help boost your child's fine motor, academic, and logical reasoning skills.

Lembar Aktivitas 2

Hitunglah jumlah hewan dibawah dan tulis di kotak yang telah tersedia.

1.  How many cats here?


2.  How many dogs here?

3.  How many chicken here?

4.  How many monkey here?

5.  How many Lion here?

6. 
How many Girraffe here?

7.  How many Elephant here?

8. 

How many Cows here?

UNIT 5

Lembar Aktivitas 1

- | | | | |
|---------------|------------|------------------|-----------|
| 1. Banana | : Pisang | 8. Pineapple | : Nanas |
| 2. Watermelon | : Semangka | 9. Dragon Fruit: | Buah Naga |
| 3. Orange | : Jeruk | 10. Melon | : melon |
| 4. Grape | : Anggur | | |
| 5. Strawberry | : Stroberi | | |
| 6. Pear | : Pir | | |
| 7. Apple | : Apel | | |

GLOSSARY

Useful Expressions

Berikut ini adalah beberapa ungkapan yang bisa digunakan ketika berkomunikasi dengan anak di kelas.

Ungkapan	Arti
Good	Baik
Great	Bagus
Well done	Bagus (kerja bagus)
Excellent	Bagus sekali
Keep doing	Tetap kerjakan
Keep doing a good job	Tetap kerjakan dengan baik
Go on	Teruskan
What color do you choose	Warna apa yang kamu pilih
Who wants to...	Siapa yang mau..
Raise your hand	Angkat tanganmu
Tidy up	Rapikan
Clean up	Bersihkan
Sit down	Duduk
Stand up	Berdiri
Make a circle	Buat lingkaran
Please be quiet	Tolong diam (tenang)
Let's listen to me	Mari dengarkan saya
Let's watch the...	Mari melihat...
Let's sing the...	Mari bernyanyi...

Let's do a craft	Mari membuat sebuah prakarya
Let's do some coloring	Mari mewarna

Example

- ✓ Student : "How are you miss?"
- Teacher : "Good, thanks"
- ✓ "Good job class!"
- ✓ "You did great"
- ✓ "You speaks English well" (*kamu berbahasa Inggris dengan baik*)
- ✓ "Your drawing is so excellent" (*gambaranmu sangat luar biasa*)
- ✓ "Please, keep doing a good job!" (*tolong, terus kerjakan dengan baik*)
- ✓ "who wants to answer that questions?" (*siapa yang ingin menjawab pertanyaan itu?*)
- ✓ "if you know, please raise your hand" (*jika kamu tau, tolong angkat tanganmu*)
- ✓ "Before going home, tidy up your table first" (*sebelum pulang, rapikan meja kalian terlebih dahulu*)
- ✓ "Clean up the floor please" (*tolong bersihkan lantai itu*)
- ✓ "Sit down please" (*tolong duduk*)
- ✓ "Stand up please" (*tolong berdiri*)
- ✓ "Class, please make a circle and holding hands" (*tolong buat lingkaran dan saling bergandengan tangan*)

- ✓ “please be quiet, and let’s listen to me!” (*tolong diam, dan dengarkan saya*)
- ✓ “let’s watch the rabbit and horse movie” (*mar menonton film kelinci dan kuda*)
- ✓ “let’s sing abc song!” (*ayo bernyanyi lagu abc*)
- ✓ “let’s do a craft from this used item” (*ayo membuat sebuah prakarya dari barang bekas ini*)
- ✓ “let’s do some coloring carrot picture” (*mari mewarna gambar wortel*)