

REFERENCES

- Allen, Virginia French. 1983. *Techniques in Teaching Vocabulary*. England: Oxford University Press.
- Arikunto, Suharsimi. 2010. *Prosedur Penelitian*. Jakarta: PT Rineka Cipta
- Arsyad, Azhar. 2009. *Media Pembelajaran*. Jakarta: Rajawali Press.
- Ary, Donald, Jacobs L., Chaeser, Sorensaen, Cris and Razavieh, Asghar. 2010. *Introduction to Research in education*. Canada: Cengage Learning
- Asnawir, Usman. 2002. *Media Pembelajaran*. Jakarta: Ciputat Press.
- Astya. M. 2011. *Reading Short Storiesto Enrich the Vocabulary Students' English Vocabulary*. Malang: State of University of Malang Press.
- Balnaves, Caputi. 2001. *Introduction to Quantitative Research Methods*. United Kingdon: The Cromwell Press
- Brown, H. D. 2004. *Language Assessment: Principles and Classroom Practices*. White Plains, NY: Pearson Education
- Cahyono, Bambang and Kusumaningrum, Shirly. 2011. *Practical Techniques for English Language Teaching*. Malang: University of Malang Press
- Fachrurrazy. 2011. *Teaching English as a Foreign Language for Teacher in Indonesia*. Malang: State University of Malang Press
- Finochiaro, May. 1974. *English as a Second Language from Theory to Practice*. NewJersey: Englewood Cliffs, Inc.
- Gay, L.R. 1992. *Educational Research Competencies for Analysis and Application Fourth Edition*. New York: Macmillan, Inc
- Harmer, Jeremy. 1998. *How to Teach English*. England: Longman
- Harmer, Jeremy. 2007. *The Practice of English Language Teaching*. England: Longman.
- Henrich, R. Mollenda, M. Russell, J. D. 1982. *Instructional and the New Technologies of Instruction*. New York: Macmilan publishing company.
- Homby, A S. 2007. *Oxford Advanced Learners Dictionary of Current English*. New York: Oxford University Press.

- Isnawati, Ida. 2014. *English Instructional Evaluation I*. Tulungagung: State Islamic Institute.
- Laili. D. N. 2011. *Utilizing Short Stories to Enhance Young Learners' Vocabulary*. Malang: State University of Malang Press.
- Leny. 2006. *Teaching Vocabulary through Picture to the kindergarten Students*. Jakarta: State Islamic University.
- Longman. 1998. *Handy Learner's Dictionary of American English*. England: Longman
- Nation, I.S.P. 2001. *Learning vocabulary in Another Language*. New York: Cambridge University Press.
- Nunan, David. 1999. *Second Language Teaching and Learning*. Boston, Massachussetts: Heinle & Heinle
- Richard, Jack C, Longman. 1992. *Dictionary of Language Teaching and Applied Linguistics Seconded*. England: Longmad Group UK Limited
- Richard, J. C. & Renandya W. A. 2002. *Methodology in Language Teaching*. New York: Cambridge University Press.
- Rosyada, Syaf. 2008. *Media Pembelajaran (Sebuah Pendekatan Baru)*. Jakarta: Gaung Persada Press
- Wahyunengsih. 2011. *The Use of Commercial Food Eraps to Enrich Students' Vocabulary Size*. Malang: State University of Malang Press.
- 2008. Oxford Dictionary. New York: Cambridge University Press.
- <http://www.businessdictionary.com/definition/effectiveness.html> accessed on February 24, 2016.

Appendix 1

RENCANA PELAKSANAAN PEMBELAJARAN (RPP)

Nama Sekolah	: SMPN 2 Sumbergempol
Mata Pelajaran	: Bahasa Inggris
Kelas/Semester	: X / 2
Alokasi Waktu	: 2 x 40 menit (1x pertemuan)
Topik Pembelajaran	: Procedure text
Pertemuan Ke	: 1

A. Standar Kompetensi

Menulis

- 12 Mengungkapkan makna dalam teks tulis fungsional dan esei pendek sangat sederhana berbentuk *descriptive* dan *procedure* untuk berinteraksi dengan lingkungan terdekat

B. Kompetensi Dasar

12.1 Mengungkapkan makna dalam teks tulis fungsional pendek sangat sederhana dengan menggunakan ragam bahasa tulis secara akurat, lancar, dan berterima untuk berinteraksi dengan lingkungan terdekat

12.2 Mengungkapkan makna dan langkah retorika dalam esei pendek sangat sederhana menggunakan ragam bahasa tulis secara akurat, lancar dan berterima untuk berinteraksi dengan lingkungan terdekat dalam teks berbentuk *descriptive* dan *procedure*

C. Indikator Pencapaian Kompetensi

Indikator Pencapaian Kompetensi	Nilai Budaya & Karakter Bangsa
1. <i>Descriptive Procedure</i> 2. Menyusun teks 3. Menulis teks berbentuk - <i>Descriptive/ procedure</i>	- Religius, jujur, toleransi, disiplin, kerja keras, mandiri, demokratis, rasa ingin tahu, semangat kebangsaan, cinta tanah air, menghargai prestasi, bersahabat, cinta damai, gemar membaca, peduli lingkungan, peduli sosial, tanggung jawab

Kewirausahaan/ Ekonomi Kreatif :

- Percaya diri (keteguhan hati, optimis).
- Berorientasi pada tugas (bermotivasi, tekun/tabah, bertekad, enerjik).
- Pengambil resiko (suka tantangan, mampu memimpin)
- Orientasi kemasa depan (punya perspektif untuk masa depan)

D. Tujuan Pembelajaran

Pada akhir pembelajaran siswa dapat :

- Mengidentifikasi makna dalam teks procedure
- Mengidentifikasi langkah-langkah retorika dalam teks procedure
- Menulis teks berbentuk procedure.lisan
- Mempresentasikan teks monolog lisan berbentuk procedure

E. Materi Pokok

How to Make a Kite

Ingredients:

- Paper
- Bamboo
- Cut
- Glue
- Tape
- Ribbon

Instructions:

- Gather the materials to make a kite. (paper, bamboo, cut, glue, tape, ribbon)
- Fold the paper into the triangle shape.
- After that, tape the bamboo on the paper.
- Arc the bamboo to make the wings of kite.
- Glue your ribbon to your kite as tail.

How to Make Fried Egg

Ingredients:

- Butter
- Egg
- Salt
- Spatula
- Plate
- Pan

Instructions:

- Firstly, melt the butter in the pan.
- Secondly, crack an egg into a small bowl.
- Thirdly, pour the egg in the hot pan.
- Fourthly, add the salt to make a taste egg.
- Fifthly, flip the fried egg using the spatula.
- For the last, replace the fried egg on the plate when ready to serve

How to Make Juice

Ingredients:

- Fruits
- Knife
- Blender
- Sugar
- Glass

Instructions:

- Before starting to make juice, wash the fruit.
- After that, chop the fruit to be a small shape.
- Put the fruit into the blender.
- Add a little sugar to make a taste and turn on the blender.
- Finally, after you turn off the blender, replace the juice into the glass when the juice ready to serve.

How to Make Fried Chicken

Ingredients:

- Batter
- Chicken
- Flavor
- Plate
- Pan

Instructions:

- For the first, prepare the batter and chicken.
- The second smear the chicken into the batter.

- Then, coat the chicken into the flavor.
- Fry the chicken in the hot pan.
- After fried, drain the fried chicken to dry it.
- Finally, serve the fried chicken in the plate

How to Make a Cup Coffee

Ingredients:

- Boiling water
- Coffee
- Sugar
- Cup
- Spoon

Instructions:

- Boil the water until boiling.
- Put the coffee in a cup.
- Add the sugar to make a taste coffee.
- Pour the water in a cup.
- Stir all above the materials.
- Let's enjoy your coffee.

F. Metode Pembelajaran/Teknik:

Strategi pembelajaran using Born to Shop game.

G.Langkah-langkah Kegiatan Pembelajaran

▪ **KegiatanAwal (15 Menit)**

- Mengucapkan salam dengan ramah kepada siswa ketika memasuki ruang kelas (*nilai yang ditanamkan: santun, peduli*)
- Membaca do'a dan menyanyikan Lagu Indonesia Raya sebelum pelajaran
- Mengecek kehadiran siswa(*nilai yang ditanamkan: disiplin, rajin*)
- Guru melakukan tanya jawab secara lisan yang berhubungan dengan materi pelajaran sebelumnya.

▪ **KegiatanInti (60 menit)**

Eksplorasi

- Siswa dibagi menjadi 5 kelompok.
- Masing-masing kelompok diberi missing text mengenai *procedure text*.
- Siswa di minta untuk mendiskusikan teks tersebut dengan teman sekelompoknya.

Elaborasi

- Selesai siswa mendiskusikan teks tersebut, siswa di minta untuk mengambil/membeli gambar yang dibutuhkan oleh missing text tersebut dengan keranjang yang sudah di siapkan oleh guru.

- Setelah semua group selesai mengambil/membeli gambar yang sudah disiapkan guru, guru mengecek pekerjaan siswa.

Konfirmasi

- Memberikan umpan balik pada siswa dengan memberi penguatan dalam bentuk lisan pada siswa yang telah dapat menyelesaikan tugasnya.
 - Memberikan umpan balik terhadap materi yang telah dipelajari dan mengoreksi kesalahan siswa secara umum.
- **Kegiatan Akhir (10 menit)**
- Guru menyimpulkan pembelajaran hari ini.
 - Guru memberikan kesempatan kepada siswa untuk bertanya berhubungan dengan materi yang sedang dipelajari yang dirasa sulit dan kurang jelas.

H. Sumber/Bahan/Alat

- Buku Bahasa Inggris SMP/MTs semester 2

I. Penilaian

I. Indikator, Teknik, Bentuk, dan Contoh.

No.	Indikator	Teknik	Bentuk	Contoh
-----	-----------	--------	--------	--------

1.	Arrange the sentence into good paragraph	Tes tulis	Essay	Rearrange this missing text. The pictures will help you to arrange it. Do it in pairs
----	--	-----------	-------	--

II. Instrumen Penilaian

Rearrange this jumbled text. The pictures will help you to arrange it. Do it in pairs.

How to Make a Kite



Gather



Fold



Tape



Arc



Glue

How to Make Fried Egg



Melt



Crack



Pour



Add



Flip



Serve

How to Make Juice



Wash



Chop



Put



Add



Turn On



Turn Off



Replace

How to Make Fried Chicken



Prepare



Smear



Coat



Fry



Drain



Serve

How to Make a Cup Coffee



Boil



Put



Sugar



Pour



Stir

III. Skala Penilaian

Aspect	Fair (25)	Average (30)	Good (40)	Excellent (50)
Organization	Ideas disconnected, lacks logical sequence.	Loosely organize but main idea is clear, logical but incomplete sequencing.	Well organized but they are not engaging interesting.	The paper has a clear beginning, middle & ending details; interesting
Vocabulary	Limited range, confused use of word and word form.	Adequate choice of word but some misuse	Effective choice of word and word form	Very effective use of word choice; the

		of vocabulary and word form.	but the result is less interesting.	result of writing is interesting
--	--	------------------------------------	---	--

Tulungagung, 27 April 2016

Mahasiswa

Epik Adi Nugroho

NIM. 2813123064

Pretest & Posttest

Name :

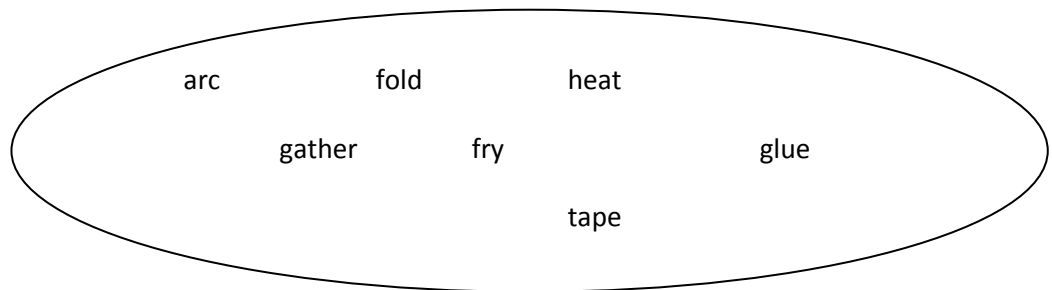
Class :

No. :

A. Complete the sentence below based on the box!

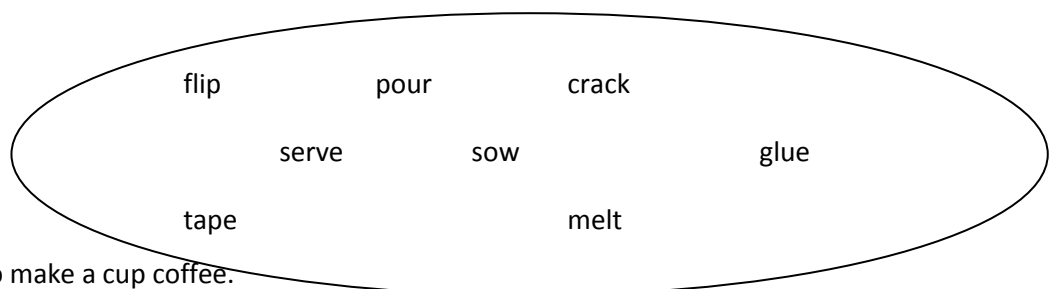
1. How to make a kite

1.the materials to make a kite. (paper, bamboo, cut, glue, tape)
2.the paper into the triangle shape.
3. After that,the bamboo on the paper.
4.the bamboo to make the wings of kite.
5.your ribbon to your kite as tail.



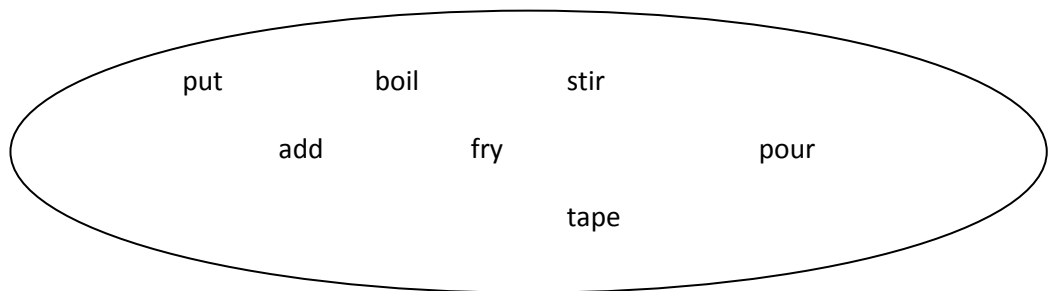
2. How to make fried egg.

1. Firstly,the butter in the pan.
2. Secondly,an egg into a small bowl.
3. Thirdly, pour the egg in the hot pan.
4. Fourthly,the salt to make a taste egg.
5. Fifthly,the fried egg using the spatula.
6. For the last, replace the fried egg on the plate when ready to



3. How to make a cup coffee.

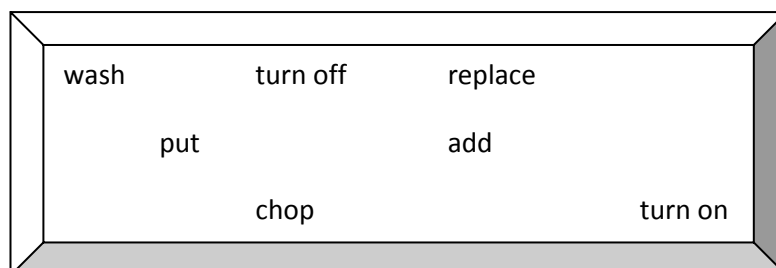
1.the water until boiling.
2.the coffee in a cup.
3.the sugar to make a taste coffee.
4.the water in a cup.
5.all above the materials.
6. Let's enjoy your coffee.



B. Fill the blank with the word in the box below!

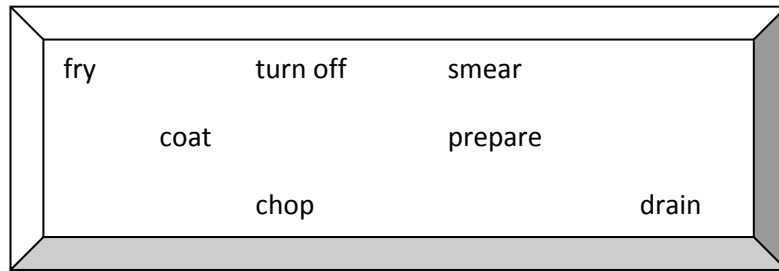
How to make a juice

Before starting to make juice, (1)..... the fruit. After that, (2)..... the fruit to be a small shape. Then, put the fruit into the blender. Add a little sugar to make a taste and (3)..... the blender. Finally, after you (4)..... the blender, (5)..... the juice into the glass when the juice ready to serve.



How to make fried chicken

For the first, (1)..... the batter and chicken. The second, (2)..... the chicken into the batter. Then, (3)..... the chicken into the flavor. (4).....the chicken in the hot pan. After fried, (5)..... the fried chicken to dry it. Finally, serve the fried chicken in the plate.



Key Answer:

- A.**
1. Gather
 2. Fold
 3. Tape
 4. Arc
 5. Glue

1. Melt
2. Crack
3. Sow
4. Flip
5. Serve

1. Boil
2. Pour
3. Add
4. Put
5. Stir

- B.**
1. Wash
 2. Chop
 3. Turn On
 4. Turn Off
 5. Replace

1. Prepare
2. Smear
3. Coat
4. Fry
5. Drain

CURRICULUM VITAE

Name : Epik Adi Nugroho

Place, Date, of Birth : Tulungagung, May 5th 1992

Registered Number : 2813123064

Address : Tanjungsari village, Boyolangu, Tulungagung.

Sex : Male

Department : Islamic Education Department (TARBIYAH)

Program : English Education Program (TBI)

Background of Study :

1. TK Mardi Sunu Tanjungsari Boyolangu Tulungagung : 1998-1999
2. SDN Kampungdalem V Tulungagung : 1999-2005
3. SMPN 3 Tulungagung : 2005-2008
4. SMA PGRI 1 Tulungagung : 2008-2011
5. IAIN Tulungagung : 2012-2016